



Renewing a Path of Hope

DMI Survey Results Gives Helpful Feedback

Here at Immaculate Conception, we are blessed with a legacy of faith. To help us be good stewards of this gift, we partnered with Catholic Leadership Institute to administer the Disciple Maker Index (DMI) survey this past Spring. Over 400 of our adult parishioners took time to give feedback. The survey consisted of 75 questions that provided an opportunity for parishioners to reflect on their spiritual growth and the overall effectiveness of our parish. Your participation has provided us with valuable data, allowing us to explore helpful benchmarks of our community in four primary areas: *attitudes and beliefs*, *participation*, *overall satisfaction*, and *demographics*. Our parish took the same DMI survey back in 2021. Having comparable data allows us to see a picture of where we have been, where we are now, and to envision how we can best respond to the specific needs of our parish community going forward.

We are excited to share this year's survey results! The following pages offer an overview of the findings including our parish's top strengths and key areas for growth, and a comparison of those results to the previous survey results.

As you review the information summarized, it is an invitation to celebrate what we are doing well, and to reflect on how we can grow as a community of faith. The DMI survey data will assist us in forging a renewed path that brings hope, and help us know how to best carry out our parish mission of bringing people to Jesus.

Through the intercession of Mary,
Fr. Matthew Hoover

THANK YOU!

Thank you to all who participated in the survey. The results offer clear benchmarks for understanding our parish's greatest opportunities and strengths.

Our Top 3 Strengths

Belief in the Scripture as the Word of God

Belief in the Eucharist as the Body and Blood of Christ

Belief that the Church is critical in relationship with God

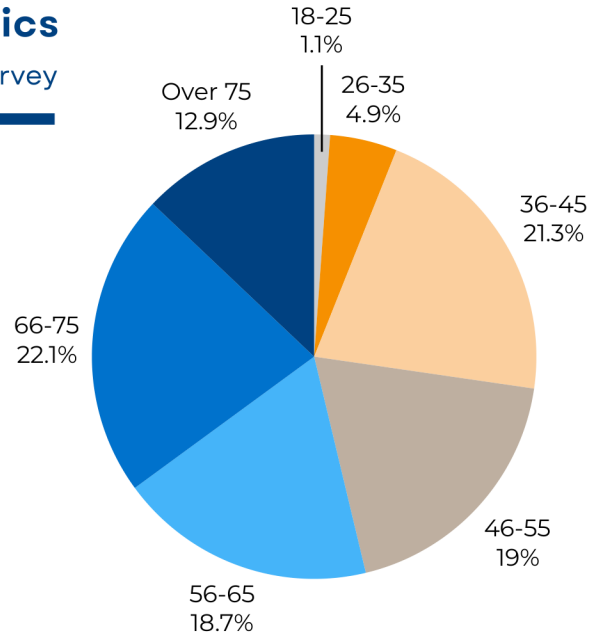


Catholic Leadership
INSTITUTE

DMI Survey Respondent Demographics

Ages of Registered Adults who Completed the DMI Survey

Total Number of Surveys Completed: 402

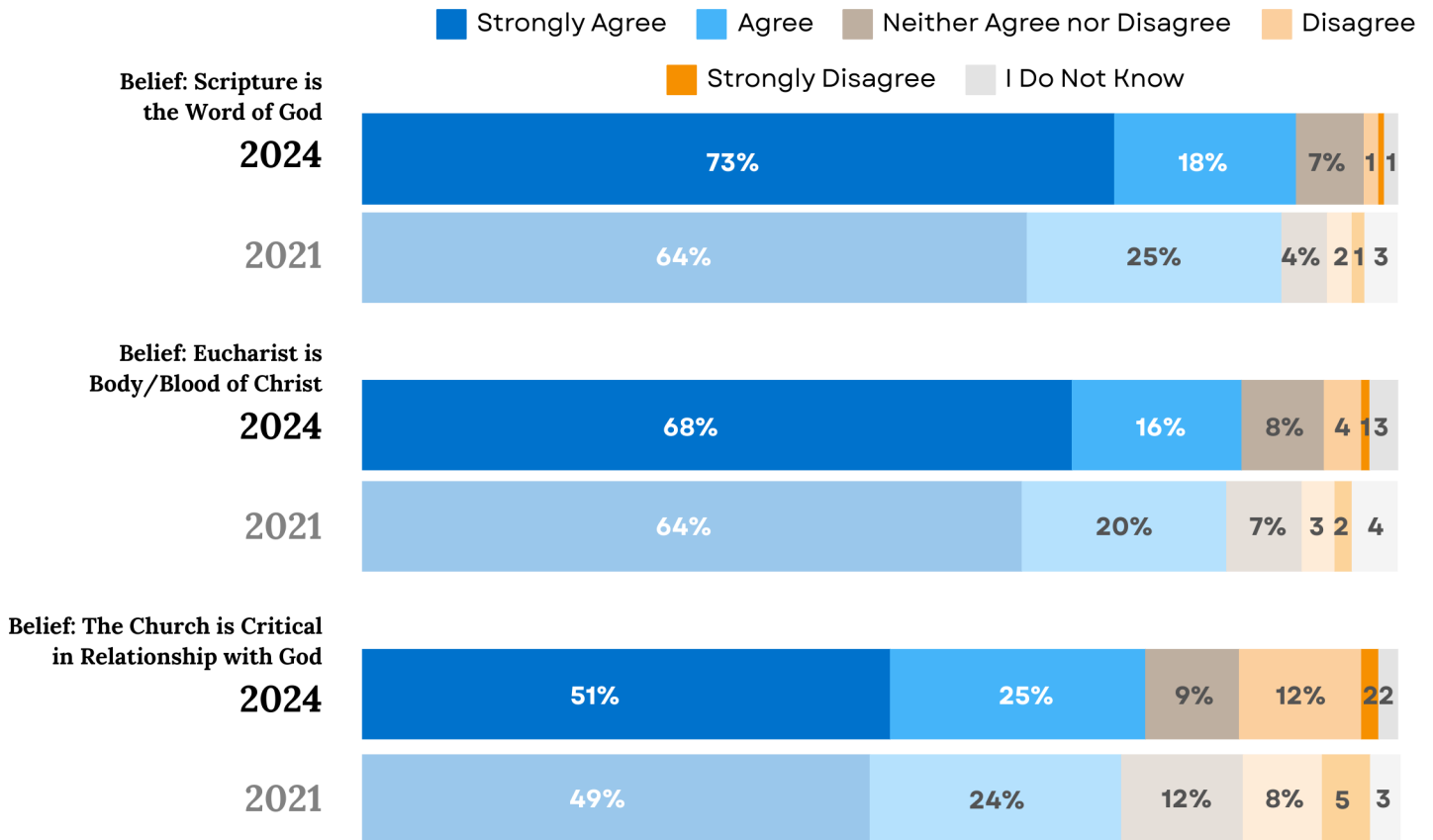


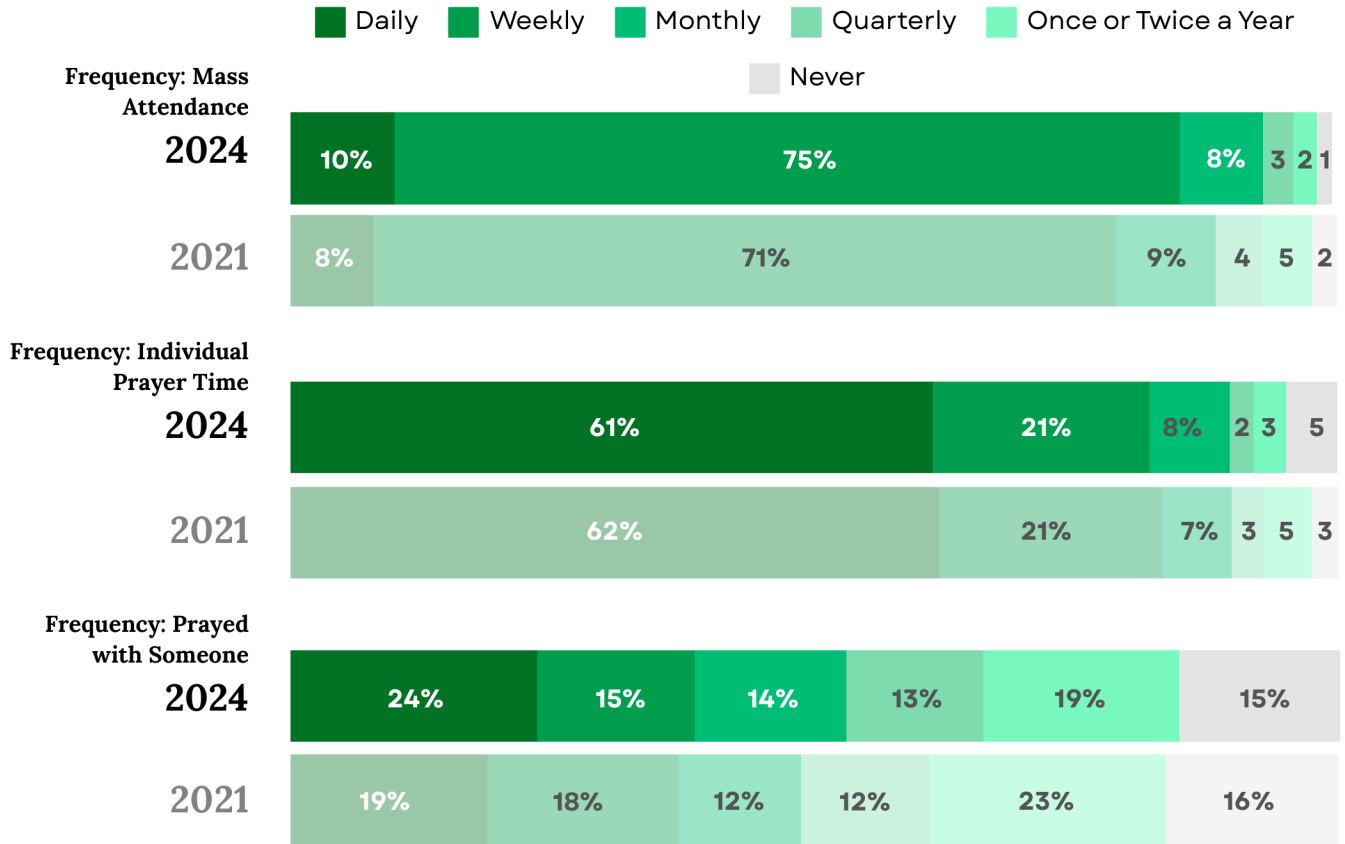
Greatest Strengths and Areas of Opportunity

These are the survey questions that our parish had the strongest positive and negative results based on “Strongly Agree” or high frequency, with both the 2021 and 2024 survey results.

STRENGTHS

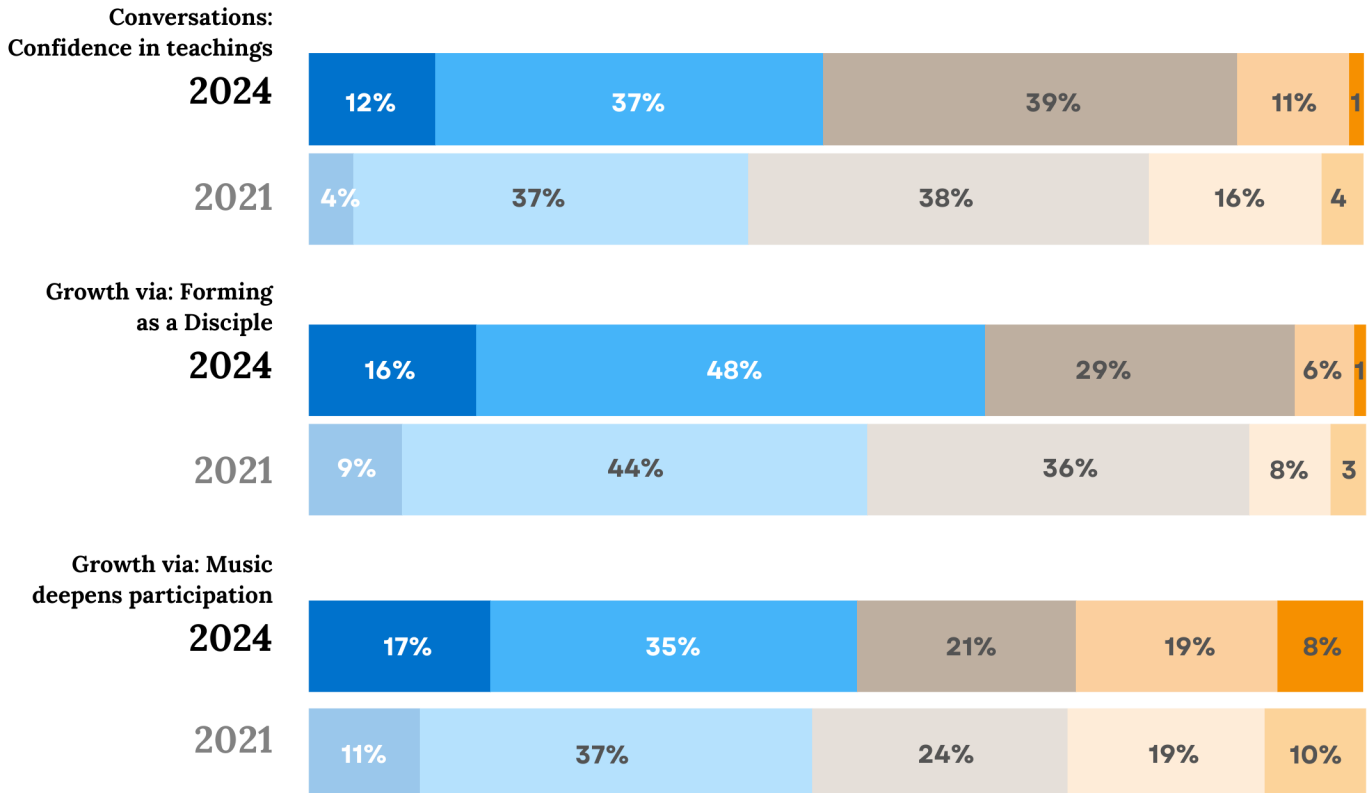
Top 3 by Highest Percentage of “Strongly Agree” and “Monthly or More Often”





AREAS OF OPPORTUNITY

Top 3 by Lowest Percentage of “Strongly Agree “ and “Monthly or More Often”



Frequency: Retreats

2024



2021




Frequency: Invited another to religious life

2024




2021




Frequency: Invited a man to priesthood

2024



2021



What's Next?



We will continue to review the DMI survey results as a parish staff and leadership teams. The data will be helpful for us to continually reference while praying about the ways God is inviting us to support the growth of our faith community.

